

## WP26-12NB 12Volt 26Ah

### Specifications

Nominal Voltage(V) **12V**

#### Nominal Capacity

20 hour rate	(1.3A to 10.50V)	<b>26Ah</b>
10 hour rate	(2.47A to 10.50V)	<b>24.7Ah</b>
5 hour rate	(4.42A to 10.20V)	<b>22.1Ah</b>
1 C	(26A to 9.60V)	<b>13.87Ah</b>
3 C	(78A to 9.60V)	<b>9.10Ah</b>

Weight **Approx. 8.0kg(17.6Lbs.)**

Internal Resistance (at 1KHz) **Approx. 11 mΩ**

#### Maximum Discharge Current for

5 seconds: **390A**

#### Charging Methods at 25 (77 )

##### Cycle use:

Charging Voltage **14.4 to 15.0V**

Coefficient -5.0mV/ /cell

Maximum Charging Current : **7.8A**

##### Standby use:

Float Charging Voltage **13.5 to 13.8V**

Coefficient -3.0mV/ /cell

#### Operating Temperature Range

Charge **-15 (5 ) to 40 (104 )**

Discharge **-15 (5 ) to 50 (122 )**

Storage **-15 (5 ) to 40 (104 )**

#### Charge Retention (shelf life) at 20 (68 )

1 month **92%**

3 month **90%**

6 month **80%**

Case Material **ABS**

(Option: UL94 HB & UL94 V-0 flame retardant )

Terminal **F6**

#### Description of torque value of hard ware for the terminals:

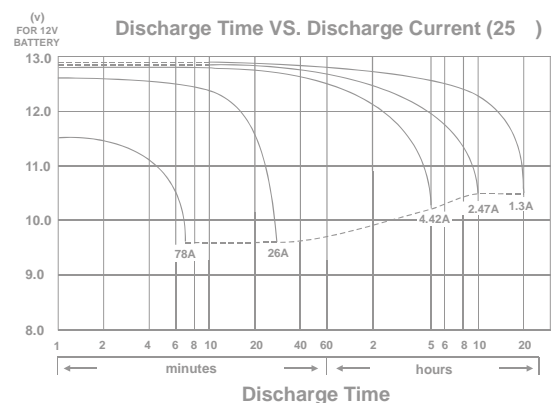
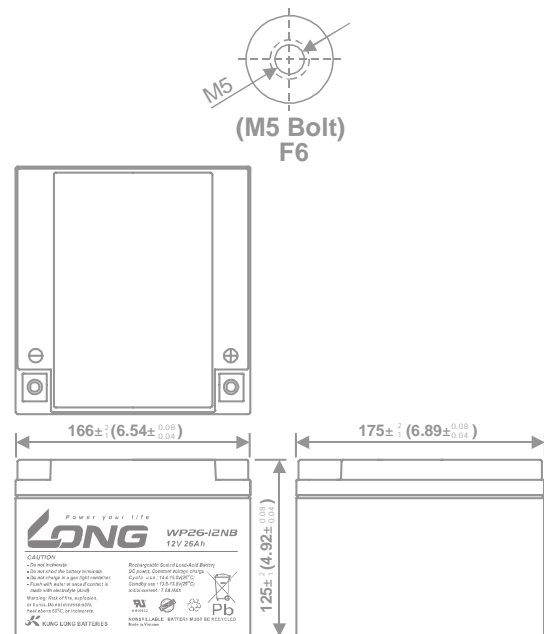
Recommended torque value **M5: 2.94 N-m (30kg-cm)**

Maximum allowable torque value **M5: 4.90 N-m (50kg-cm)**

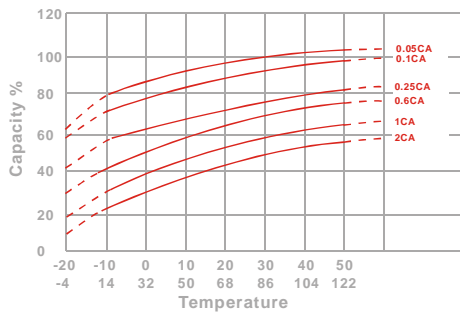


### Dimensions

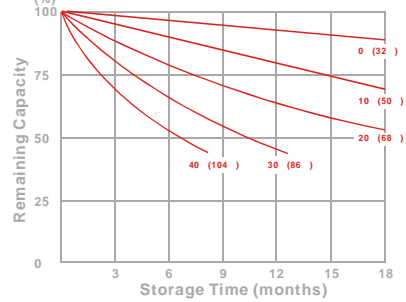
mm(inch)



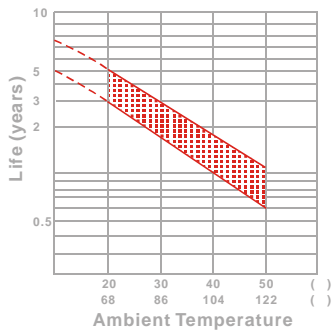
Effect of Temperature on Capacity 25 (77 )



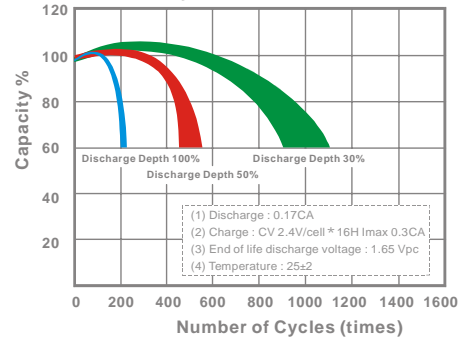
Capacity Retention Characteristic



Trickle (or float) Service Life



Cycle Service Life



**- PERFORMANCE DATA**

Discharge Rates in Watts to Various End Voltages at 25 (77 )

End Voltage		1.85V	1.80V	1.75V	1.70V	1.67V	1.65V	1.60V
Time								
5	min	686	772	853	928	956	991	1062
10	min	529	598	635	667	685	702	730
15	min	421	459	485	506	520	529	548
30	min	246	267	279	288	293	297	302
60	min	162	171	176	180	181	183	185
120	min	87.6	92.5	95.4	97.0	98.2	99.1	100
180	min	73.3	75.9	77.2	78.3	78.6	79.0	79.5
240	min	58.9	61.1	62.2	63.1	63.3	63.6	63.9
300	min	50.8	52.2	52.9	53.6	53.8	54.1	54.3
600	min	29.6	30.7	31.3	31.8	31.9	32.1	32.3
1200	min	15.2	15.7	16.1	16.4	16.5	16.6	16.7

- Discharge Rates in Amperes to Various End Voltages at 25 (77 )

End Voltage		1.85V	1.80V	1.75V	1.70V	1.67V	1.65V	1.60V
Time								
5	min	70.2	82.3	90.7	96.1	98.3	101	105
10	min	45.8	50.4	54.6	58.8	60.5	62.4	65.6
15	min	37.9	41.1	43.7	46.2	47.3	48.2	49.8
30	min	20.8	23.2	24.7	25.6	26.2	26.9	27.7
60	min	14.5	15.0	15.3	15.5	15.6	15.7	15.8
120	min	7.65	7.96	8.08	8.19	8.22	8.26	8.31
180	min	6.21	6.41	6.50	6.53	6.55	6.58	6.62
240	min	4.97	5.07	5.14	5.20	5.22	5.25	5.28
300	min	4.22	4.35	4.40	4.44	4.45	4.47	4.49
600	min	2.48	2.56	2.60	2.61	2.62	2.63	2.64
1200	min	1.29	1.33	1.35	1.36	1.37	1.38	1.39

All data on the spec. sheet is an average value:

The tolerance range : X<6min(+15%~-15%), 6min X<10min(+12%~-12%),10min X < 60min(+8%~-8%), X 60min(+5%~-5%)

170513-1E



Head Quarter Service - TEL: +886-49-2254-777 FAX: +886-49-2255-139 E-mail: sales@mail.klb.com.tw  
 USA Customer Service - TEL: +1-949-328-7936 FAX: +1-949-266-9917 E-mail: sales@kunglong.com  
 Vietnam Customer Service - TEL: +84-72-3779666 FAX: +84-72-3779476 E-mail: sales@mail.klb.com.tw