

RANGE SUMMARY

By combining proprietary high rate plate design with low internal resistance AGM separators, BSB created the innovative High Rate range of batteries. This range offers extremely high power output at 15 minutes backup time with 12 years design life and is highly suited to high rate UPS and power switchgear applications.

Application

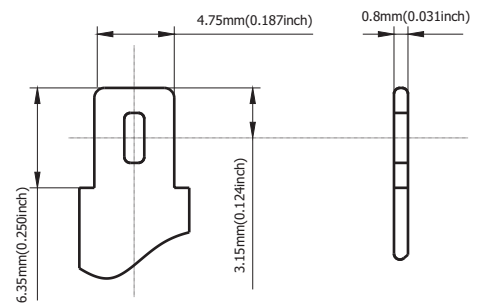
- Alarm System
- Cable Television
- Communication Equipment
- Control Equipment
- Security System
- Medical Equipment
- Toys
- UPS
- Emergency Power System

General Features


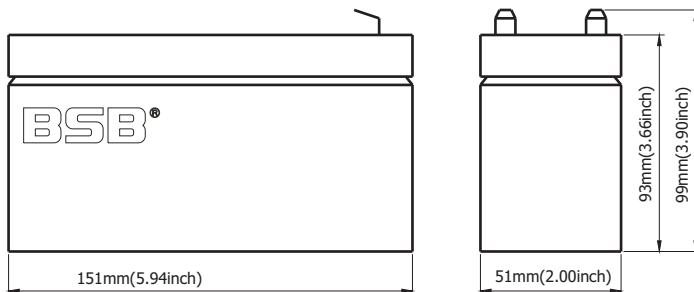
- Sealed and maintenance free operation.
- Non-Spillable construction design.
- ABS containers and covers(UL94 V0, optional).
- Safety valve installation for explosion proof.
- High quality and high reliability.
- Exceptional deep discharge recovery performance.
- Low self discharge characteristic.
- Flexible design for multiple installation positions.

Construction

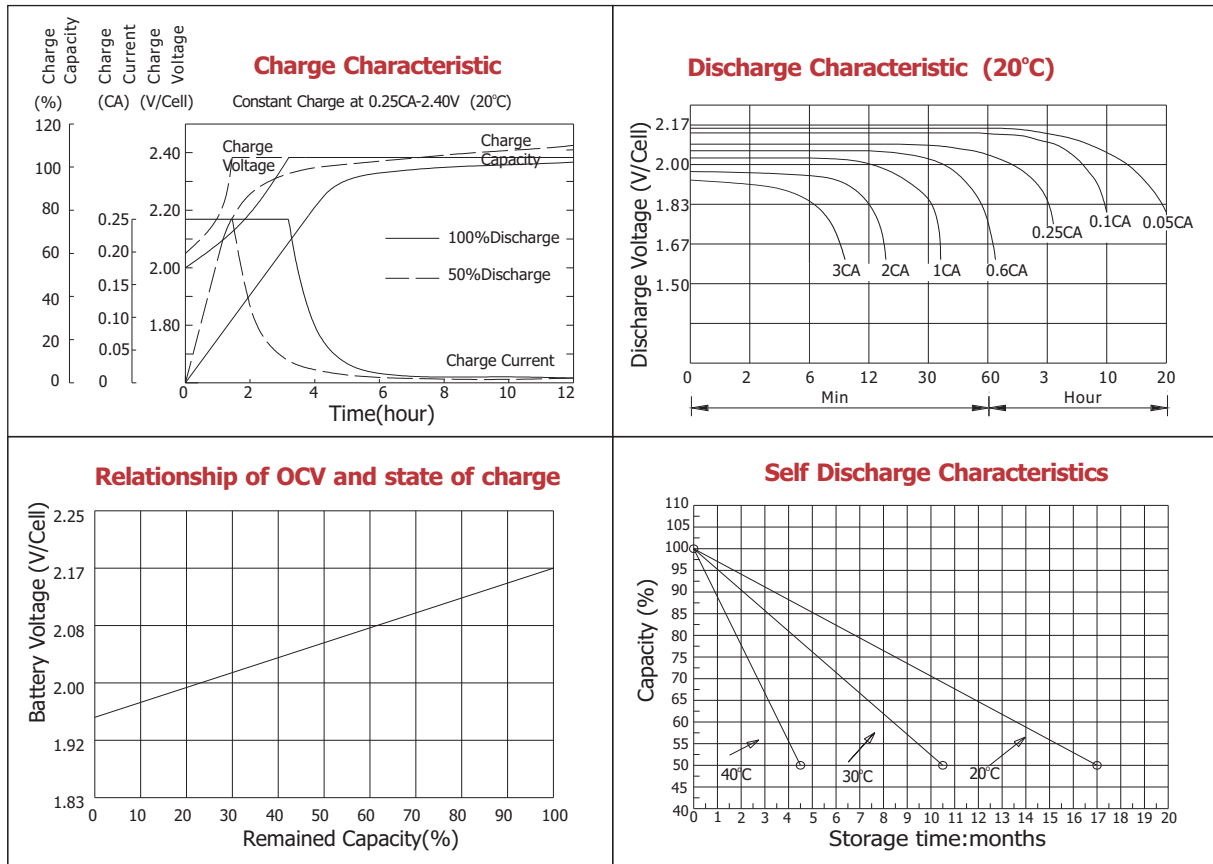
- Positive Lead dioxide
- Negative Lead
- Container ABS
- Cover ABS
- Sealant Epoxy Resin
- Safety valve EPDR
- Terminal Copper
- Separator AGM
- Electrolyte Sulfuric acid



Terminal Dimensions



Battery Model	HR12-24W			
Designed Floating Life	12 Years			
Capacity(20°C,at 1.67Vpc)	10min	15min	30min	1h
	31Wpc	24Wpc	14.3Wpc	7.2Wpc
Dimensions	Length	Width	Height	Total Height
	151mm(5.94inch)	51mm(2.00inch)	93mm(3.66inch)	99mm(3.90inch)
Approx. Weight	1.9Kg (4.19 lbs)			
Internal Resistance	Full charged at 20°C: 0.025 Ohm			
Self Discharge	3% of capacity declined per month at (20°C)			
Capacity Affected by Temp.(20HR)	40°C	20°C	0°C	-15°C
	109%	100%	85%	65%
Charge Voltage(20°C)	Cycle use		Float use	
	14.4-14.8V(-30mV/ °C), max. Current: 1.5A		13.6-13.8V(-18mV/ °C)	



Constant current discharge ratings-amperes at 20°C

F.V/Time	5min	10min	15min	30min	45min	1h	1.5h	2h	3h
1.60V	28.4	17.6	13.3	8.12	5.39	4.03	2.90	2.33	1.77
1.67V	26.6	16.7	12.8	7.76	5.24	3.97	2.84	2.27	1.70
1.70V	24.4	16.1	12.5	7.06	4.92	3.85	2.72	2.15	1.59
1.75V	23.9	15.6	12.1	6.71	4.68	3.67	2.60	2.07	1.53
1.80V	21.4	14.9	11.0	6.21	4.36	3.44	2.46	1.96	1.47
1.85V	18.9	14.2	9.88	5.72	4.04	3.20	2.31	1.87	1.42

Constant power discharge ratings-watts at 20°C

F.V/Time	5min	10min	15min	30min	45min	1h	1.5h	2h	3h
1.60V	49.8	31.9	24.3	14.6	9.72	7.27	1.95	4.17	3.14
1.67V	48.0	31.1	24.0	14.3	9.59	7.22	1.92	4.08	3.04
1.70V	45.2	30.8	23.8	13.4	9.20	7.09	1.87	3.95	2.90
1.75V	43.5	30.5	23.6	13.0	8.98	6.97	1.84	3.87	2.83
1.80V	41.6	30.2	21.9	12.4	8.51	6.57	1.75	3.70	2.75
1.85V	37.8	28.7	19.8	11.6	7.99	6.17	1.66	3.54	2.67

