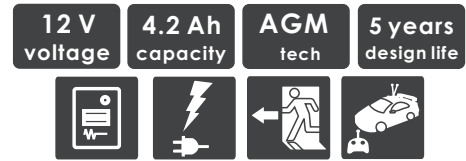


GENERAL SERIES VRLA BATTERY

GB series offers 5 years full maintenance free design life. With compact design and good reliability, this series is highly suited for security and alarm systems, UPS systems, emergency light systems and other small backup applications.



TECHNICAL SPECIFICATIONS

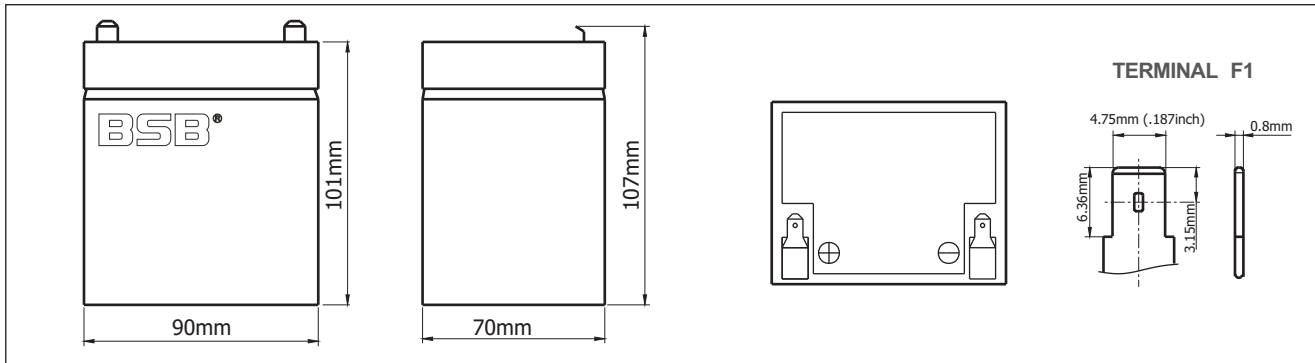
Nominal Voltage (V)	12 (6 cells per unit)
Designed Floating Life (20°C)	5 Years
Nominal Capacity (25°C)	4.2 Ah @ 20HR-rate (to 1.75Vpc)
Dimension (mm)	L90mm x W70mm x H107mm
Approx. Weight	1.5 kg (3.3 lbs)
Terminal Type	Fasten Tab F1
Internal Resistance	Approx. 0.03 Ohm (fully charged @ 25°C)
Max. Charge Current	1.26 A
Max. Discharge Current (5S)	63 A
Short Circuit Current	400 A
Self Discharge	Approx. 3% per month @ 20°C
Ambient Temperature	Discharge: -15~55°C Charge: -15~45°C Storage: -15~45°C
Float Charge Voltage (20~25°C)	13.6-13.8V (-3mV/ cell/ °C)
Equalize and cycle Use Charge Voltage (20~25°C)	14.4-14.8V (-5mV/ cell / °C)
Container Material	ABS (UL94-V0 optional)



Complied standards

- IEC 61056
- UL1989
- JIS C8702
- GB/T19639

BATTERY DIMENSIONS

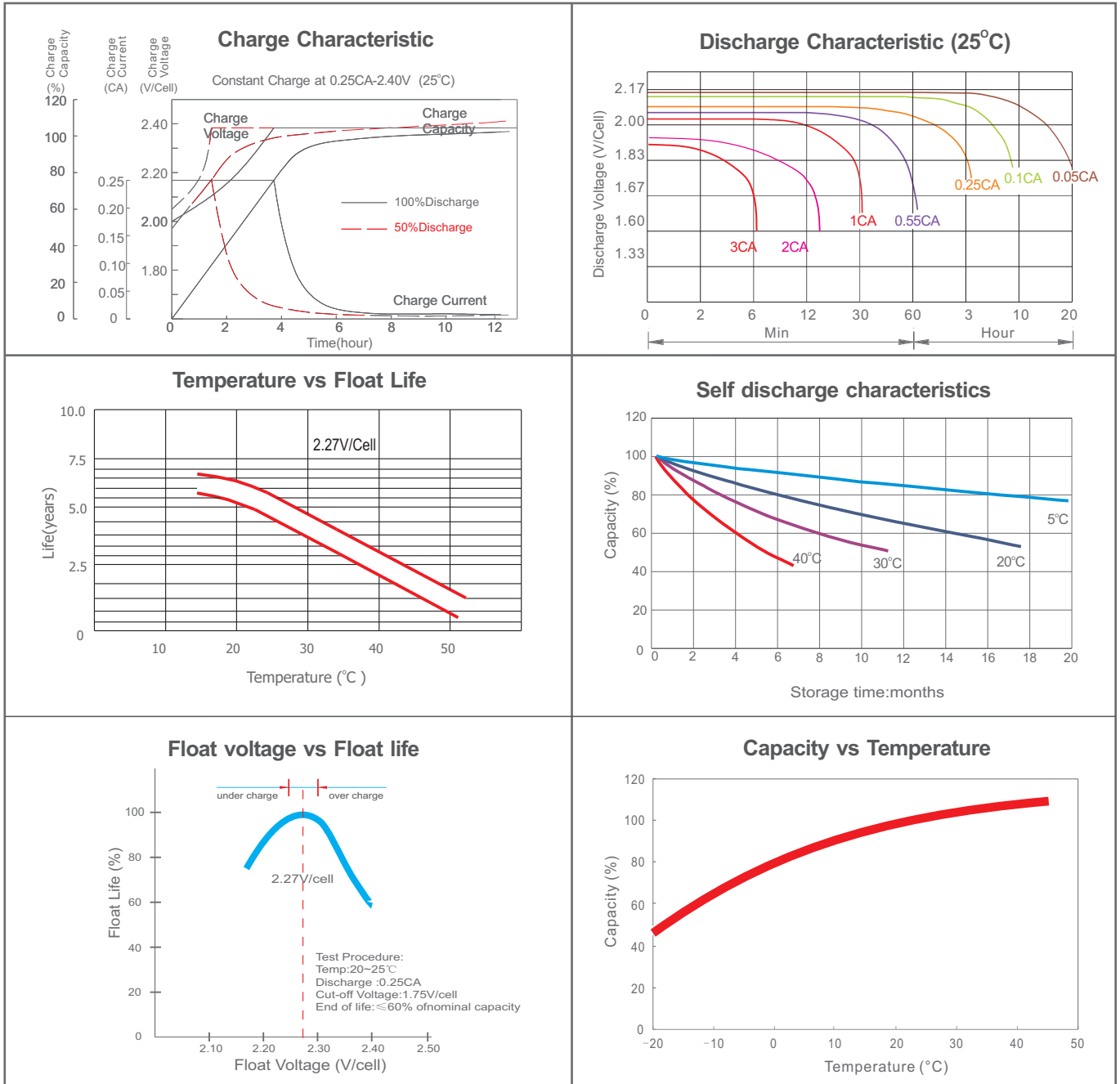


BATTERY DISCHARGE TABLE

Constant Current Discharge Characteristics: Amps (25°C)												
F.V/Time	5m in	10m in	15min	30min	1h	2h	3h	4h	5h	8h	10h	20h
1.60V	16.8	10.4	7.96	4.74	2.76	1.64	1.17	0.91	0.76	0.509	0.417	0.223
1.67V	15.6	10.1	7.69	4.63	2.73	1.62	1.16	0.90	0.75	0.503	0.411	0.219
1.70V	14.5	9.65	7.50	4.55	2.69	1.60	1.15	0.89	0.74	0.497	0.406	0.215
1.75V	13.2	9.22	7.31	4.44	2.64	1.58	1.14	0.88	0.73	0.492	0.402	0.210
1.80V	11.9	8.71	7.13	4.37	2.59	1.56	1.12	0.87	0.72	0.487	0.397	0.205
1.85V	10.5	8.21	6.96	4.28	2.55	1.54	1.10	0.86	0.71	0.480	0.392	0.200

Constant Power Discharge Characteristics: W/cell (25°C)												
F.V/Time	5m in	10m in	15min	30min	1h	2h	3h	4h	5h	8h	10h	20h
1.60V	29.6	18.8	14.5	8.76	5.15	3.08	2.21	1.73	1.44	0.978	0.804	0.432
1.67V	27.9	18.3	14.1	8.60	5.12	3.06	2.20	1.72	1.43	0.973	0.799	0.428
1.70V	26.2	17.7	13.9	8.52	5.08	3.05	2.19	1.71	1.42	0.969	0.795	0.423
1.75V	24.2	17.1	13.7	8.39	5.03	3.04	2.18	1.70	1.41	0.967	0.792	0.417
1.80V	22.0	16.4	13.5	8.32	4.97	3.02	2.17	1.69	1.40	0.963	0.789	0.410
1.85V	19.7	15.6	13.3	8.23	4.94	3.00	2.16	1.68	1.39	0.957	0.783	0.402

CHARACTERISTICS



FINAL VOLTAGE SETTINGS RECOMMENDED ACCORDING TO THE DISCHARGE CURRENT

Discharge Current I (A)	$I \leq 0.08C$	$0.08C \leq I < 0.2C$	$0.2C \leq I < 0.6C$	$0.6C \leq I < 1.0C$	$I \geq 1.0C$
Final of Voltage	$\geq 1.85V_{pc}$	$\geq 1.80V_{pc}$	$\geq 1.75V_{pc}$	$\geq 1.7V_{pc}$	$\geq 1.6V_{pc}$

HEADQUARTERS AND SUBSIDIARIES

BSB Power Company Limited (HQ)
 BSB Power Europe (France)
 BSB Power Malaysia Sdn. Bhd
 PT. BSB Indonesia
 BSB Power (Thailand) Co., Ltd
 BSB Power Company Pakistan Ltd

