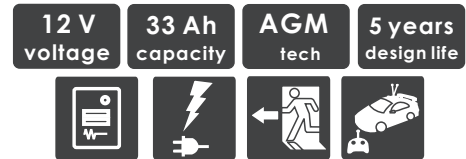


GENERAL SERIES VRLA BATTERY

GB series offers 5 years full maintenance free design life. With compact design and good reliability, this series is highly suited for security and alarm systems, UPS systems, emergency light systems and other small backup applications.



TECHNICAL SPECIFICATIONS

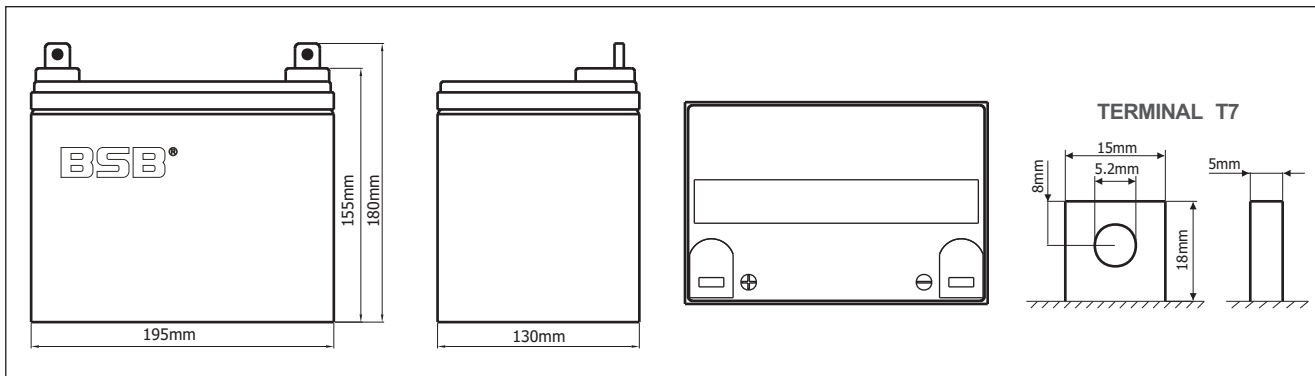
Nominal Voltage (V)	12 (6 cells per unit)
Designed Floating Life (20°C)	5 Years
Nominal Capacity (25°C)	33 Ah @ 20HR-rate (to 1.75Vpc)
Dimension (mm)	L195mm x W130mm x H180mm
Approx. Weight	10.3 kg (22.7 lbs)
Terminal Type	Terminal T7
Internal Resistance	Approx. 0.009 Ohm (fully charged @ 25°C)
Max. Charge Current	10 A
Max. Discharge Current (5S)	400 A
Short Circuit Current	1300 A
Self Discharge	Approx. 3% per month @ 20°C
Ambient Temperature	Discharge: -15~55°C Charge: -15~45°C Storage: -15~45°C
Float Charge Voltage (20~25°C)	13.6-13.8V (-3mV/ cell/ °C)
Equalize and cycle Use Charge Voltage (20~25°C)	14.4-14.8V (-5mV/ cell / °C)
Container Material	ABS (UL94-V0 optional)



Complied standards

- IEC 61056
- UL1989
- JIS C8702
- GB/T19639

BATTERY DIMENSIONS

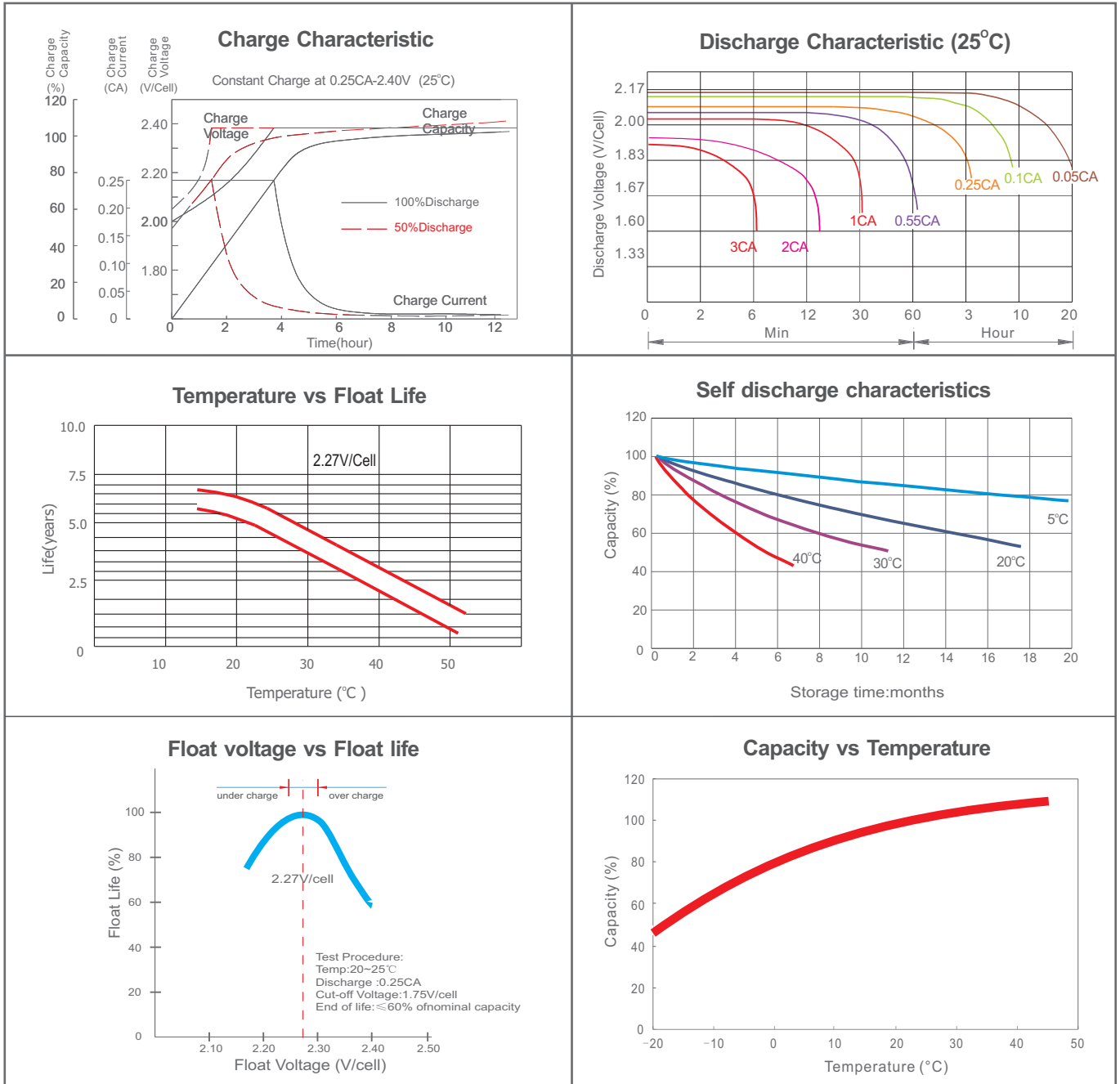


BATTERY DISCHARGE TABLE

Constant Current Discharge Characteristics: Amps (25°C)												
F.V/Time	5min	10min	15min	30min	1h	2h	3h	4h	5h	8h	10h	20h
1.60V	132	82.0	62.6	37.2	21.7	12.9	9.19	7.19	5.93	4.00	3.27	1.75
1.67V	123	79.2	60.4	36.4	21.5	12.7	9.09	7.08	5.87	3.95	3.23	1.72
1.70V	114	75.8	58.9	35.7	21.1	12.6	9.01	7.00	5.79	3.91	3.19	1.69
1.75V	104	72.4	57.4	34.9	20.8	12.4	8.92	6.92	5.71	3.87	3.16	1.65
1.80V	93.1	68.5	56.1	34.3	20.3	12.2	8.79	6.83	5.64	3.82	3.12	1.61
1.85V	82.4	64.5	54.6	33.6	20.0	12.1	8.68	6.76	5.59	3.77	3.08	1.57

Constant Power Discharge Characteristics: W/cell (25°C)												
F.V/Time	5min	10min	15min	30min	1h	2h	3h	4h	5h	8h	10h	20h
1.60V	233	147	114	68.8	40.5	24.2	17.4	13.6	11.3	7.68	6.32	3.40
1.67V	219	144	111	67.6	40.2	24.1	17.3	13.5	11.2	7.64	6.28	3.36
1.70V	206	139	109	66.9	39.9	24.0	17.2	13.4	11.1	7.61	6.25	3.32
1.75V	190	134	108	66.0	39.5	23.8	17.1	13.3	11.0	7.60	6.22	3.28
1.80V	173	128	106	65.3	39.0	23.7	17.0	13.2	10.9	7.57	6.20	3.22
1.85V	155	123	104	64.7	38.4	23.6	16.9	13.1	10.8	7.52	6.15	3.16

CHARACTERISTICS



FINAL VOLTAGE SETTINGS RECOMMENDED ACCORDING TO THE DISCHARGE CURRENT

Discharge Current I (A)	$I \leq 0.08C$	$0.08C \leq I < 0.2C$	$0.2C \leq I < 0.6C$	$0.6C \leq I < 1.0C$	$I \geq 1.0C$
Final of Voltage	$\geq 1.85V_{pc}$	$\geq 1.80V_{pc}$	$\geq 1.75V_{pc}$	$\geq 1.7V_{pc}$	$\geq 1.6V_{pc}$

HEADQUARTERS AND SUBSIDIARIES

BSB Power Company Limited (HQ)
 BSB Power Europe (France)
 BSB Power Malaysia Sdn. Bhd
 PT. BSB Indonesia
 BSB Power (Thailand) Co., Ltd
 BSB Power Company Pakistan Ltd

