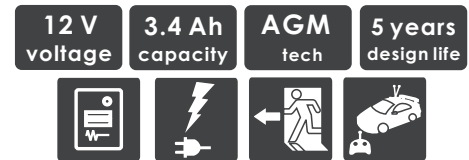


## GENERAL SERIES VRLA BATTERY

GB series offers 5 years full maintenance free design life. With compact design and good reliability, this series is highly suited for security and alarm systems, UPS systems, emergency light systems and other small backup applications.



### TECHNICAL SPECIFICATIONS

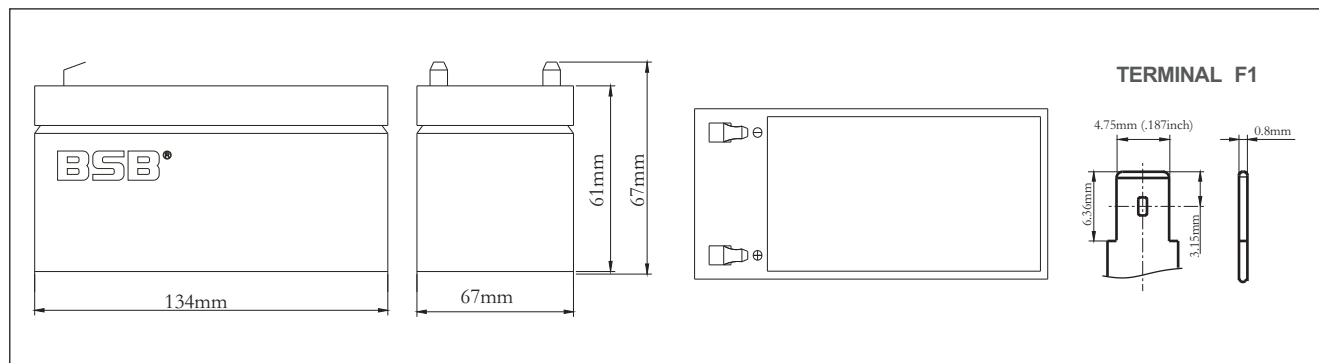
Nominal Voltage (V)	12 (6 cells per unit)
Designed Floating Life (20°C)	5 Years
Nominal Capacity (25°C)	3.4 Ah @ 20HR-rate (to 1.75Vpc)
Dimension (mm)	L134mm x W67mm x H67mm
Approx. Weight	1.3 kg (2.87 lbs)
Terminal Type	Fasten Tab F1
Internal Resistance	Approx. 0.035 Ohm (fully charged @ 25°C)
Max. Charge Current	1.02 A
Max. Discharge Current (5S)	51 A
Short Circuit Current	340 A
Self Discharge	Approx. 3% per month @ 20°C
Ambient Temperature	Discharge: -15~55°C Charge: -15~45°C Storage: -15~45°C
Float Charge Voltage (20~25°C)	13.6-13.8V (-3mV/ cell/ °C)
Equalize and cycle Use Charge Voltage (20~25°C)	14.4-14.8V (-5mV/ cell / °C)
Container Material	ABS (UL94-V0 optional)



#### Complied standards

- IEC 61056
- UL1989
- JIS C8702
- GB/T19639

### BATTERY DIMENSIONS

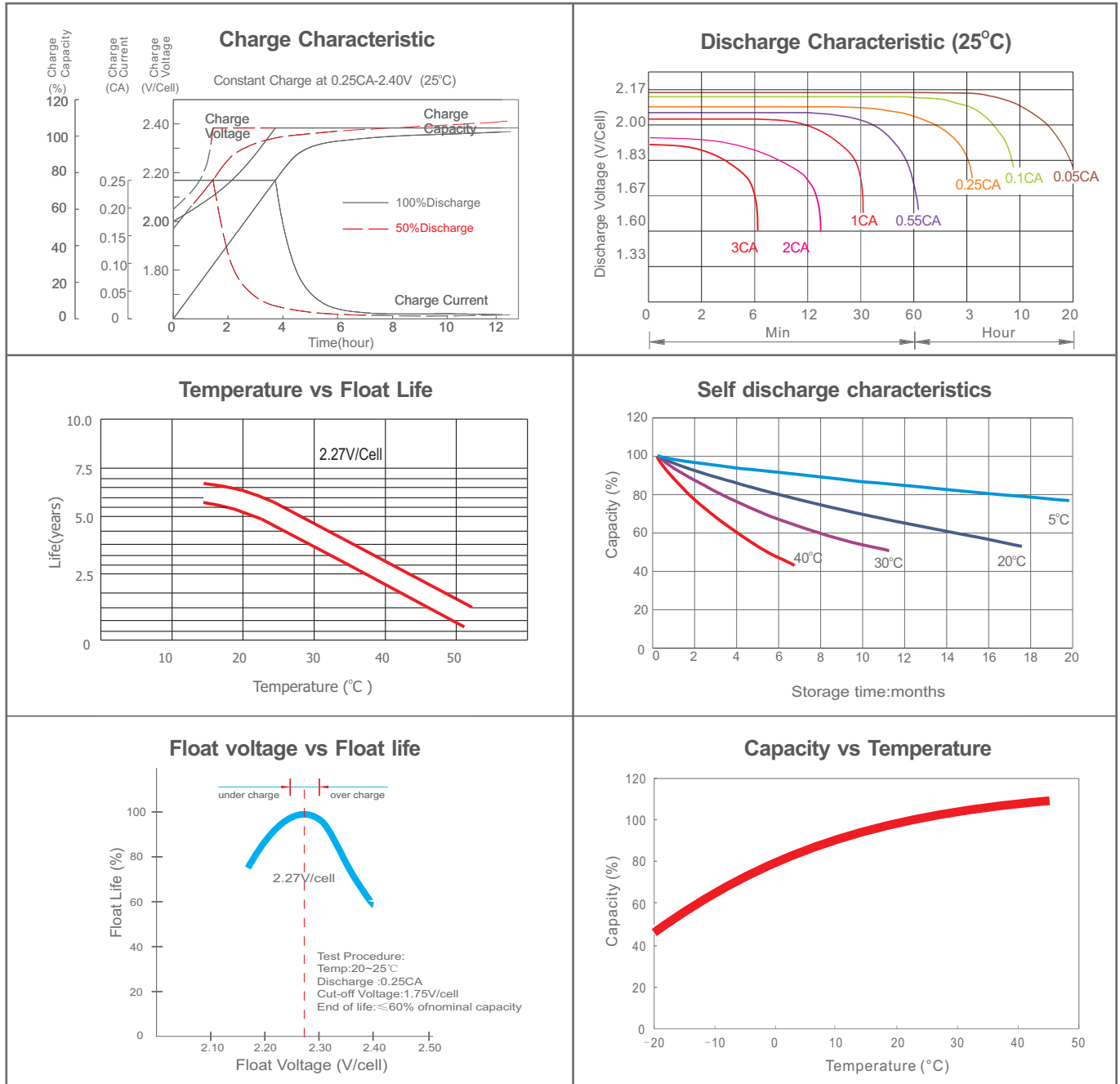


### BATTERY DISCHARGE TABLE

Constant Current Discharge Characteristics: Amps (25°C)												
F.V/Time	5min	10min	15min	30min	1h	2h	3h	4h	5h	8h	10h	20h
1.60V	13.6	8.45	6.45	3.84	2.24	1.33	0.95	0.74	0.62	0.42	0.337	0.180
1.67V	12.7	8.16	6.23	3.75	2.21	1.31	0.94	0.73	0.61	0.41	0.333	0.177
1.70V	11.7	7.81	6.07	3.68	2.18	1.30	0.93	0.72	0.60	0.40	0.329	0.174
1.75V	10.7	7.46	5.92	3.60	2.14	1.28	0.92	0.71	0.59	0.39	0.325	0.170
1.80V	9.60	7.05	5.78	3.53	2.09	1.26	0.91	0.70	0.58	0.38	0.321	0.166
1.85V	8.49	6.65	5.63	3.46	2.06	1.24	0.89	0.69	0.57	0.37	0.317	0.162

Constant Power Discharge Characteristics: W/cell (25°C)												
F.V/Time	5min	10min	15min	30min	1h	2h	3h	4h	5h	8h	10h	20h
1.60V	24.0	15.2	11.8	7.09	4.17	2.49	1.79	1.41	1.16	0.80	0.651	0.350
1.67V	22.6	14.8	11.4	6.96	4.14	2.48	1.78	1.40	1.15	0.79	0.647	0.346
1.70V	21.2	14.3	11.3	6.90	4.11	2.47	1.77	1.39	1.14	0.78	0.644	0.343
1.75V	19.6	13.9	11.1	6.80	4.07	2.46	1.76	1.38	1.13	0.77	0.641	0.338
1.80V	17.8	13.2	10.9	6.73	4.02	2.44	1.75	1.37	1.12	0.76	0.638	0.332
1.85V	16.0	12.6	10.8	6.67	4.00	2.43	1.74	1.36	1.11	0.75	0.634	0.326

## CHARACTERISTICS



## FINAL VOLTAGE SETTINGS RECOMMENDED ACCORDING TO THE DISCHARGE CURRENT

Discharge Current I (A)	$I \leq 0.08C$	$0.08C \leq I < 0.2C$	$0.2C \leq I < 0.6C$	$0.6C \leq I < 1.0C$	$I \geq 1.0C$
Final of Voltage	$\geq 1.85V_{pc}$	$\geq 1.80V_{pc}$	$\geq 1.75V_{pc}$	$\geq 1.70V_{pc}$	$\geq 1.60V_{pc}$

## HEADQUARTERS AND SUBSIDIARIES

BSB Power Company Limited (HQ)  
 BSB Power Europe (France)  
 BSB Power Malaysia Sdn. Bhd  
 PT. BSB Indonesia  
 BSB Power (Thailand) Co., Ltd  
 BSB Power Company Pakistan Ltd

