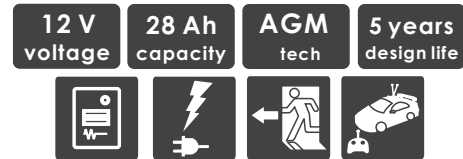


## GENERAL SERIES VRLA BATTERY

GB series offers 5 years full maintenance free design life. With compact design and good reliability, this series is highly suited for security and alarm systems, UPS systems, emergency light systems and other small backup applications.



### TECHNICAL SPECIFICATIONS

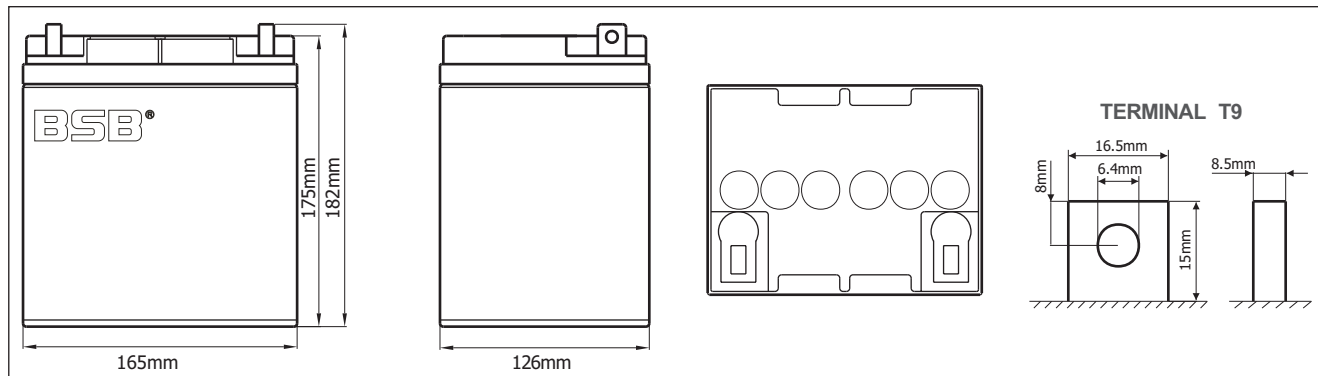
Nominal Voltage (V)	12 (6 cells per unit)
Designed Floating Life (20°C)	5 Years
Nominal Capacity (25°C)	28 Ah @ 20HR-rate (to 1.75Vpc)
Dimension (mm)	L165mm x W126mm x H182mm
Approx. Weight	8.5 kg (18.7 lbs)
Terminal Type	Terminal T9
Internal Resistance	Approx. 0.01 Ohm (fully charged @ 25°C)
Max. Charge Current	8.4 A
Max. Discharge Current (5S)	330 A
Short Circuit Current	1200 A
Self Discharge	Approx. 3% per month @ 20°C
Ambient Temperature	Discharge: -15~55°C Charge: -15~45°C Storage: -15~45°C
Float Charge Voltage (20~25°C)	13.6-13.8V (-3mV/ cell/ °C)
Equalize and cycle Use Charge Voltage (20~25°C)	14.4-14.8V (-5mV/ cell / °C)
Container Material	ABS (UL94-V0 optional)



#### Complied standards

- IEC 61056
- UL1989
- JIS C8702
- GB/T19639

### BATTERY DIMENSIONS

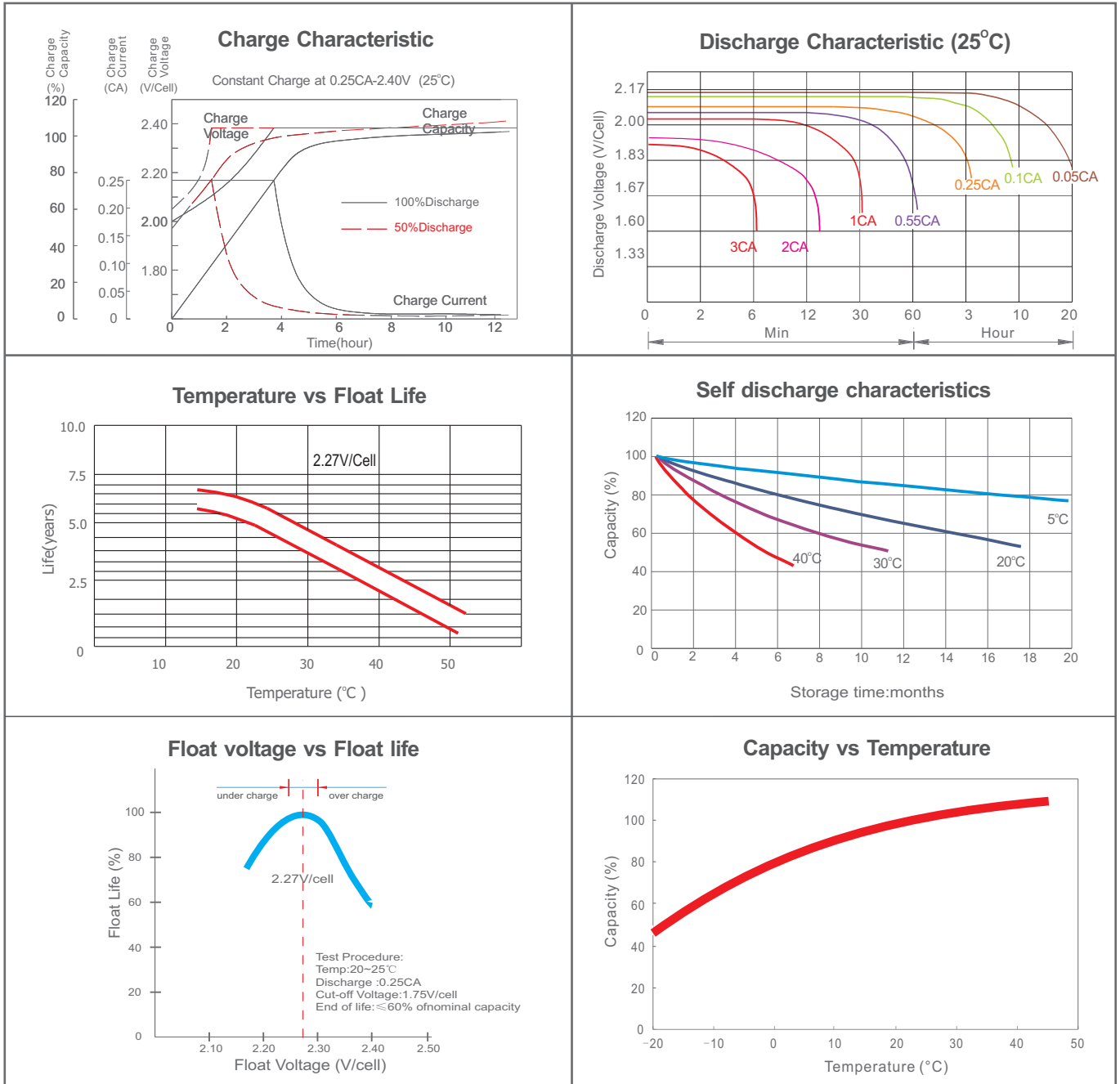


### BATTERY DISCHARGE TABLE

Constant Current Discharge Characteristics: Amps (25°C)												
F.V/Time	5min	10min	15min	30min	1h	2h	3h	4h	5h	8h	10h	20h
1.60V	112	69.6	53.1	31.6	18.4	10.9	7.79	6.10	5.03	3.39	2.78	1.48
1.67V	104	67.2	51.3	30.9	18.2	10.8	7.71	6.01	4.98	3.35	2.74	1.46
1.70V	96.7	64.3	50.0	30.3	17.9	10.7	7.65	5.94	4.91	3.31	2.71	1.43
1.75V	88.2	61.5	48.7	29.6	17.6	10.5	7.57	5.88	4.84	3.28	2.68	1.40
1.80V	79.0	58.1	47.6	29.1	17.2	10.4	7.45	5.80	4.79	3.24	2.65	1.37
1.85V	69.9	54.7	46.4	28.5	17.0	10.2	7.36	5.74	4.74	3.20	2.61	1.33

Constant Power Discharge Characteristics: W/cell (25°C)												
F.V/Time	5min	10min	15min	30min	1h	2h	3h	4h	5h	8h	10h	20h
1.60V	198	125	96.9	58.4	34.3	20.5	14.8	11.6	9.58	6.52	5.36	2.88
1.67V	186	122	94.2	57.3	34.1	20.4	14.7	11.5	9.53	6.48	5.32	2.85
1.70V	175	118	92.7	56.8	33.8	20.3	14.6	11.4	9.49	6.46	5.30	2.82
1.75V	161	114	91.3	56.0	33.5	20.2	14.5	11.3	9.43	6.45	5.28	2.78
1.80V	146	109	90.0	55.4	33.1	20.1	14.4	11.2	9.40	6.42	5.26	2.74
1.85V	132	104	88.6	54.9	33.0	20.0	14.3	11.1	9.39	6.38	5.22	2.68

## CHARACTERISTICS



## FINAL VOLTAGE SETTINGS RECOMMENDED ACCORDING TO THE DISCHARGE CURRENT

Discharge Current I (A)	$I \leq 0.08C$	$0.08C \leq I < 0.2C$	$0.2C \leq I < 0.6C$	$0.6C \leq I < 1.0C$	$I \geq 1.0C$
Final of Voltage	$\geq 1.85V_{pc}$	$\geq 1.80V_{pc}$	$\geq 1.75V_{pc}$	$\geq 1.7V_{pc}$	$\geq 1.6V_{pc}$

## HEADQUARTERS AND SUBSIDIARIES

BSB Power Company Limited (HQ)  
 BSB Power Europe (France)  
 BSB Power Malaysia Sdn. Bhd  
 PT. BSB Indonesia  
 BSB Power (Thailand) Co., Ltd  
 BSB Power Company Pakistan Ltd

