


## DURATION SERIES VRLA BATTERY

By combining a newly developed corrosion resistance alloy and advanced curing process, BSB created a range of long life batteries - Duration range. The range features top termination and offers 12 years design life. This battery series is highly suited to UPS systems, switchgear, CATV and telecommunication systems applications.



### TECHNICAL SPECIFICATIONS

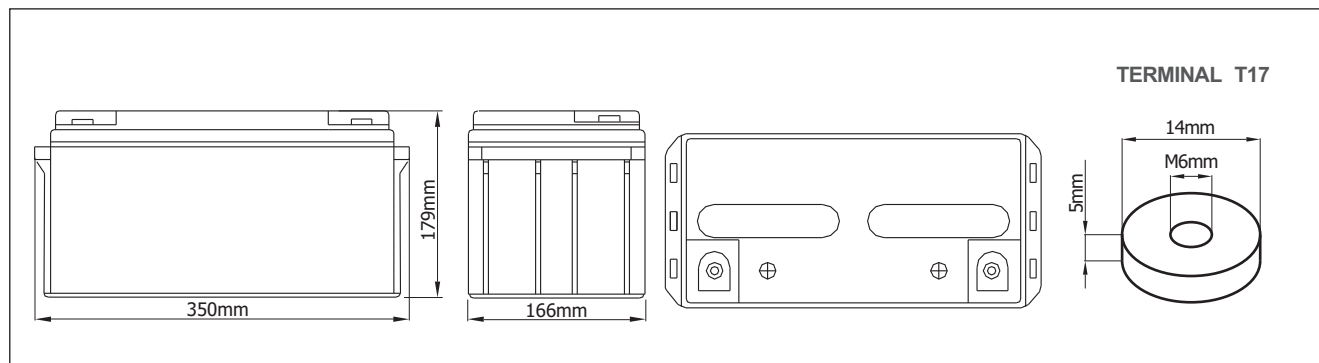
Nominal Voltage (V)	12 (6 cells per unit)
Designed Floating Life (20°C)	12 Years
Nominal Capacity (20°C)	65 Ah @ 10HR-rate (to 1.80Vpc)
Dimension (mm)	L350mm x W166mm x H179mm
Approx. Weight	21.0 kg (46.3 lbs)
Terminal Type	Female Copper Insert M6 (torque:6~7N.m)
Internal Resistance	Approx. 0.006 Ohm (fully charged @ 20°C)
Max. Charge Current	16A
Max. Discharge Current (5S)	650 A
Short Circuit Current	2000 A
Self Discharge	Approx. 3% per month @ 20°C
Ambient Temperature	Discharge: -20~60°C Charge: -20~60°C Storage: -20~45°C
Float Charge Voltage (20~25°C)	13.6-13.8V (-3mV/ cell/ °C)
Equalize and cycle Use Charge Voltage (20~25°C)	14.4-14.8V (-5mV/ cell / °C)
Container Material	ABS (UL94-V0 optional)



#### Complied standards

- IEC 60896-21/22
- UL1989
- JIS C8704
- GB/T19639

### BATTERY DIMENSIONS

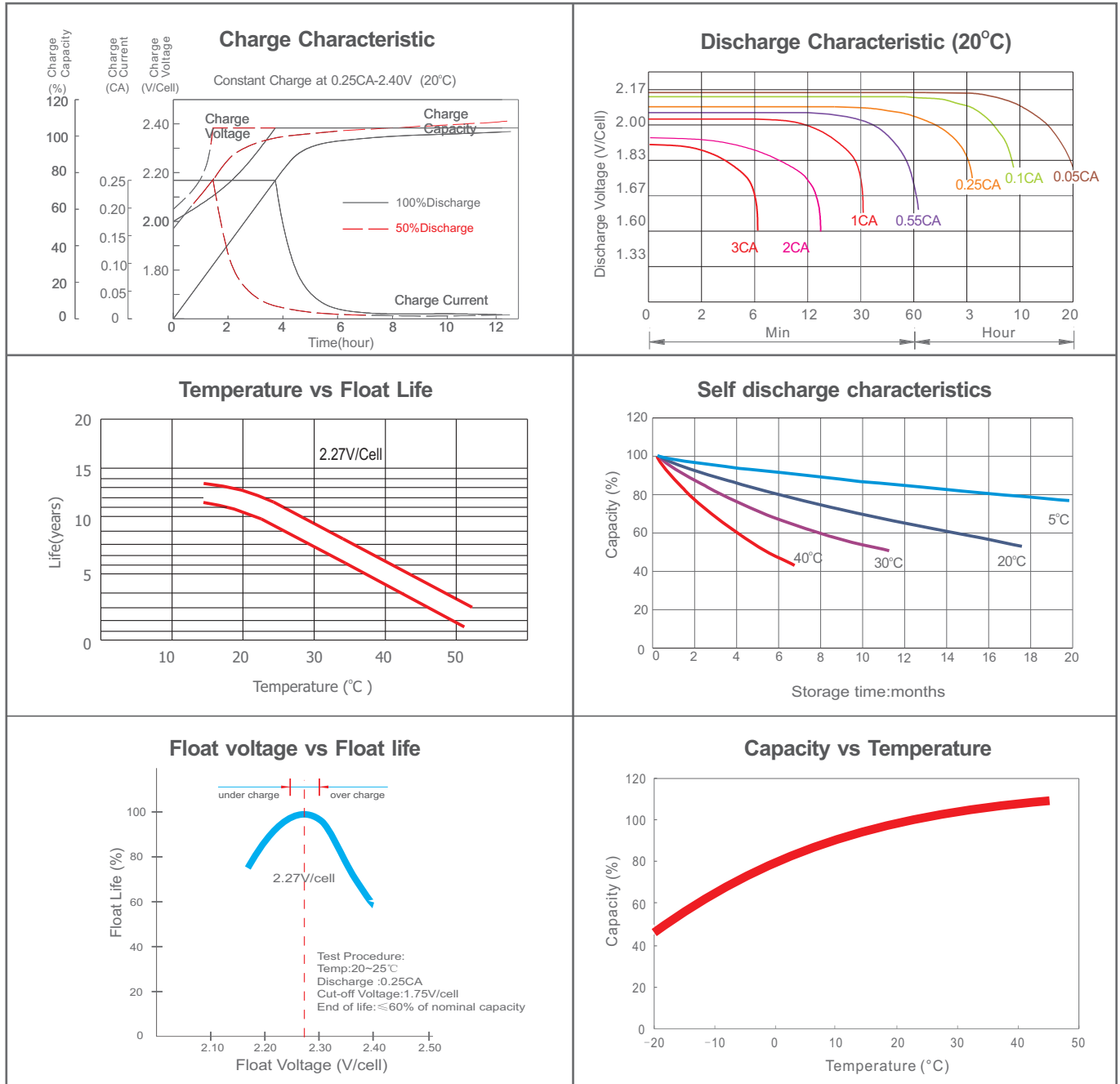


### BATTERY DISCHARGE TABLE

Constant Current Discharge Characteristics: Amps (25°C)												
F.V/Time	5min	10min	15min	30min	1h	2h	3h	4h	5h	8h	10h	20h
1.60V	195	144	119	73.2	43.9	25.5	18.4	14.7	12.2	8.35	6.89	3.71
1.67V	174	133	112	69.9	42.8	25.1	18.2	14.5	12.1	8.24	6.81	3.63
1.70V	155	120	106	67.3	41.8	24.7	18.0	14.3	12.0	8.14	6.72	3.54
1.75V	135	112	98.2	65.0	40.9	24.3	17.7	14.2	11.8	8.03	6.63	3.48
1.80V	119	102	91.6	62.1	39.6	23.8	17.4	13.9	11.5	7.84	6.50	3.41
1.85V	102	91.6	83.5	58.6	37.9	22.9	16.8	13.5	11.3	7.67	6.33	3.33

Constant Power Discharge Characteristics: W/cell (25°C)												
F.V/Time	5min	10min	15min	30min	1h	2h	3h	4h	5h	8h	10h	20h
1.60V	343	259	217	135	81.9	47.9	34.8	27.8	23.3	16.1	13.3	7.20
1.67V	310	241	206	130	80.2	47.4	34.6	27.7	23.2	16.0	13.2	7.09
1.70V	280	221	196	126	78.9	47.1	34.4	27.6	23.1	15.9	13.1	6.99
1.75V	247	208	184	123	77.9	46.7	34.2	27.5	23.0	15.8	13.0	6.89
1.80V	221	191	173	118	76.0	46.1	33.8	27.1	22.6	15.5	12.9	6.81
1.85V	193	174	159	113	73.5	44.7	33.0	26.5	22.3	15.3	12.7	6.70

## CHARACTERISTICS



## FINAL VOLTAGE SETTINGS RECOMMENDED ACCORDING TO THE DISCHARGE CURRENT

Discharge Current I (A)	$I \leq 0.08C$	$0.08C \leq I < 0.2C$	$0.2C \leq I < 0.6C$	$0.6C \leq I < 1.0C$	$I \geq 1.0C$
Final of Voltage	$\geq 1.85V_{pc}$	$\geq 1.80V_{pc}$	$\geq 1.75V_{pc}$	$\geq 1.70V_{pc}$	$\geq 1.60V_{pc}$

## HEADQUARTERS AND SUBSIDIARIES

BSB Power Company Limited (HQ)  
 BSB Power Europe (France)  
 BSB Power Malaysia Sdn. Bhd  
 PT. BSB Indonesia  
 BSB Power (Thailand) Co., Ltd  
 BSB Power Company Pakistan Ltd

