


## DURATION SERIES VRLA BATTERY

By combining a newly developed corrosion resistance alloy and advanced curing process, BSB created a range of long life batteries - Duration range. The range features top termination and offers 12 years design life. This battery series is highly suited to UPS systems, switchgear, CATV and telecommunication systems applications.



### TECHNICAL SPECIFICATIONS

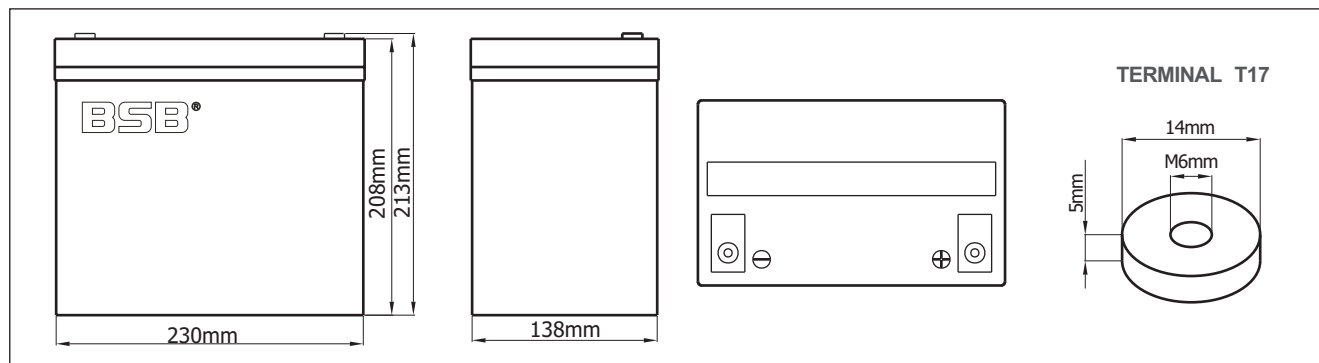
Nominal Voltage (V)	12 (6 cells per unit)
Designed Floating Life (20°C)	12 Years
Nominal Capacity (20°C)	55 Ah @ 10HR-rate (to 1.80Vpc)
Dimension (mm)	L230mm x W138mm x H213mm
Approx. Weight	16.7 kg (36.8 lbs)
Terminal Type	Female Copper Insert M6 (torque:6~7N.m)
Internal Resistance	Approx. 0.0058 Ohm (fully charged @ 20°C)
Max. Charge Current	13.75A
Max. Discharge Current (5S)	500 A
Short Circuit Current	2050 A
Self Discharge	Approx. 3% per month @ 20°C
Ambient Temperature	Discharge: -20~60°C Charge: -20~60°C Storage: -20~45°C
Float Charge Voltage (20~25°C)	13.6-13.8V (-3mV/ cell/ °C)
Equalize and cycle Use Charge Voltage (20~25°C)	14.4-14.8V (-5mV/ cell / °C)
Container Material	ABS (UL94-V0 optional)



#### Complied standards

- IEC 60896-21/22
- UL1989
- JIS C8704
- GB/T19639

### BATTERY DIMENSIONS

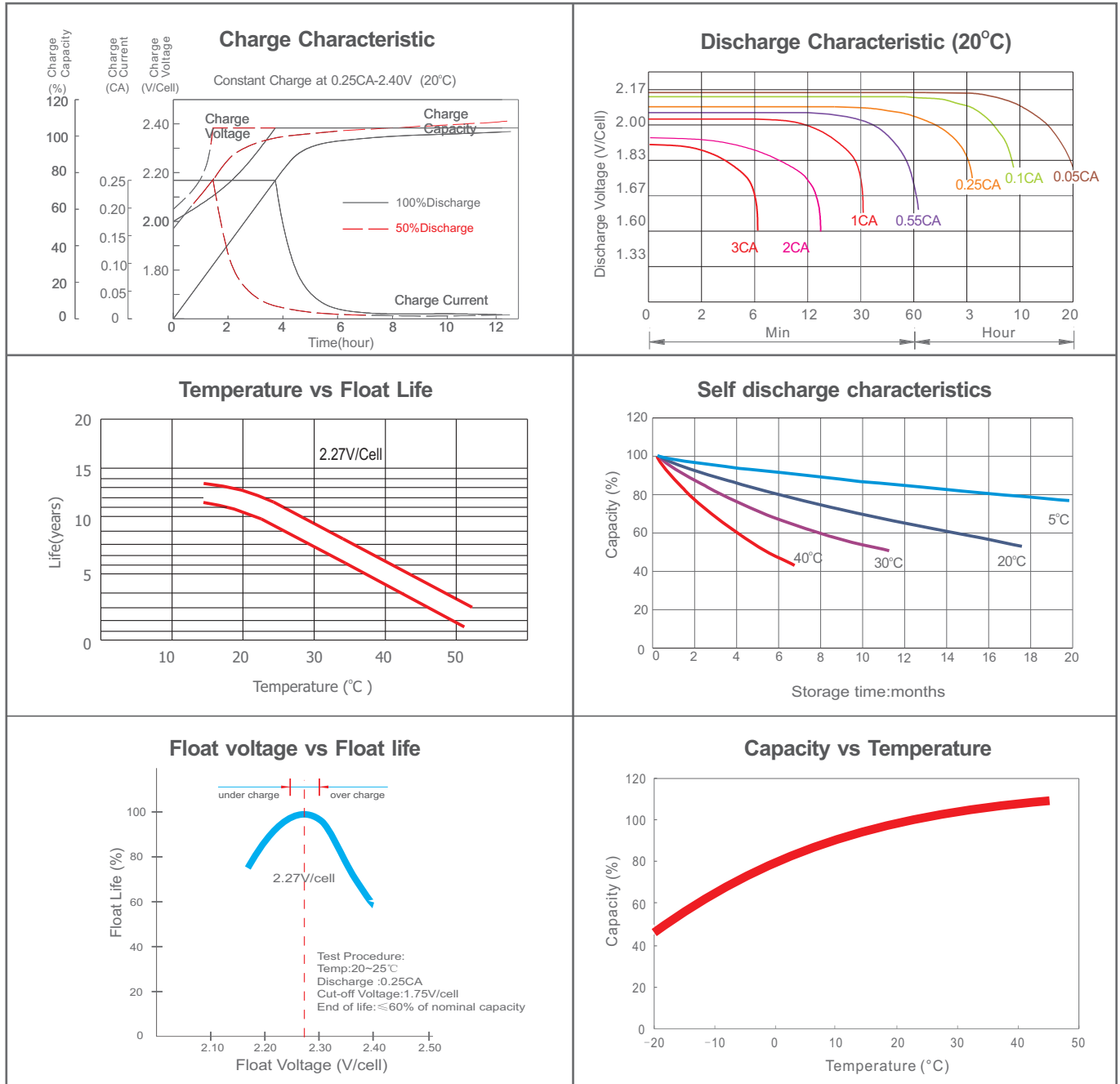


### BATTERY DISCHARGE TABLE

Constant Current Discharge Characteristics: Amps (25°C)												
F.V/Time	5min	10min	15min	30min	1h	2h	3h	4h	5h	8h	10h	20h
1.60V	165	122	101	61.9	37.2	21.6	15.6	12.4	10.4	7.07	5.83	3.14
1.67V	147	112	94.7	59.2	36.2	21.2	15.4	12.3	10.2	6.98	5.76	3.07
1.70V	131	102	89.5	57.0	35.4	20.9	15.2	12.1	10.1	6.89	5.69	3.00
1.75V	114	94.7	83.1	55.0	34.6	20.6	15.0	12.0	10.0	6.79	5.61	2.94
1.80V	101	86.1	77.5	52.6	33.5	20.1	14.7	11.7	9.76	6.63	5.50	2.89
1.85V	86.5	77.5	70.6	49.6	32.0	19.3	14.2	11.4	9.53	6.49	5.36	2.82

Constant Power Discharge Characteristics: W/cell (25°C)												
F.V/Time	5min	10min	15min	30min	1h	2h	3h	4h	5h	8h	10h	20h
1.60V	291	219	183	114	69.3	40.6	29.4	23.6	19.7	13.6	11.3	6.10
1.67V	263	204	174	110	67.9	40.1	29.3	23.4	19.6	13.5	11.2	6.00
1.70V	237	187	166	107	66.8	39.9	29.1	23.3	19.5	13.4	11.1	5.91
1.75V	209	176	156	104	65.9	39.5	28.9	23.1	19.4	13.3	11.0	5.83
1.80V	187	162	147	100	64.3	39.0	28.6	22.9	19.2	13.1	10.9	5.77
1.85V	163	147	135	95.5	62.2	37.8	27.9	22.5	18.8	12.9	10.7	5.67

## CHARACTERISTICS



## FINAL VOLTAGE SETTINGS RECOMMENDED ACCORDING TO THE DISCHARGE CURRENT

Discharge Current I (A)	$I \leq 0.08C$	$0.08C \leq I < 0.2C$	$0.2C \leq I < 0.6C$	$0.6C \leq I < 1.0C$	$I \geq 1.0C$
Final of Voltage	$\geq 1.85V_{pc}$	$\geq 1.80V_{pc}$	$\geq 1.75V_{pc}$	$\geq 1.70V_{pc}$	$\geq 1.60V_{pc}$

## HEADQUARTERS AND SUBSIDIARIES

BSB Power Company Limited (HQ)  
 BSB Power Europe (France)  
 BSB Power Malaysia Sdn. Bhd  
 PT. BSB Indonesia  
 BSB Power (Thailand) Co., Ltd  
 BSB Power Company Pakistan Ltd

