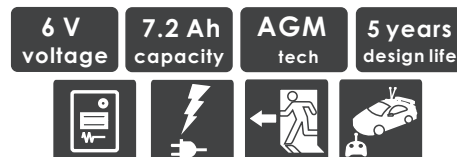


## GENERAL SERIES VRLA BATTERY

GB series offers 5 years full maintenance free design life. With compact design and good reliability, this series is highly suited for security and alarm systems, UPS systems, emergency light systems and other small backup applications.



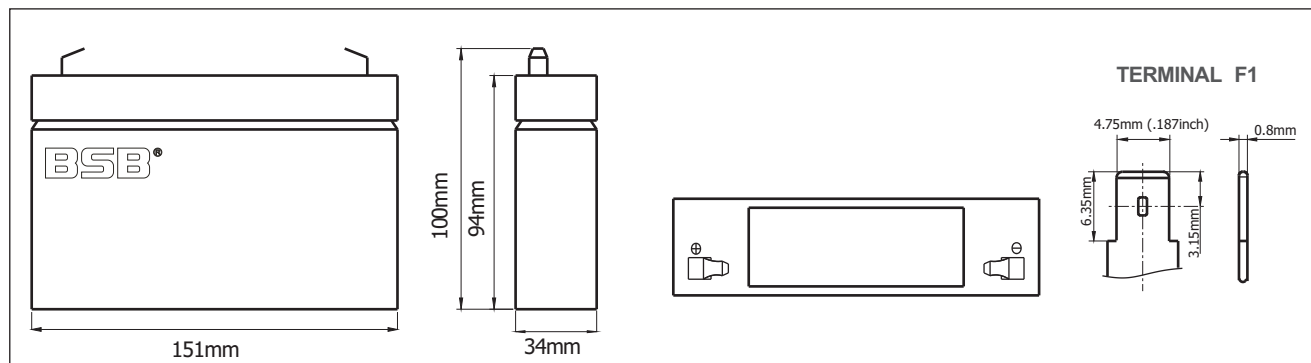
### TECHNICAL SPECIFICATIONS

Nominal Voltage (V)	6 (3 cells per unit)
Designed Floating Life (20°C)	5 Years
Nominal Capacity (25°C)	7.2 Ah @ 20HR-rate (to 1.75Vpc)
Dimension (mm)	L151mm x W34mm x H100mm
Approx. Weight	1.11 kg (2.45 lbs)
Terminal Type	Fasten Tab F1
Internal Resistance	Approx. 0.013 Ohm (fully charged @ 25°C)
Max. Charge Current	2.16 A
Max. Discharge Current (5S)	112 A
Short Circuit Current	460 A
Self Discharge	Approx. 3% per month @ 20°C
Ambient Temperature	Discharge: -15~55°C Charge: -15~45°C Storage: -15~45°C
Float Charge Voltage (20~25°C)	6.8-6.9V (-3mV/ cell/ °C)
Equalize and cycle Use Charge Voltage (20~25°C)	7.2-7.4V (-5mV/ cell / °C)
Container Material	ABS (UL94-V0 optional)



- Complied standards**
- IEC 61056
  - UL1989
  - JIS C8702
  - GB/T19639

### BATTERY DIMENSIONS

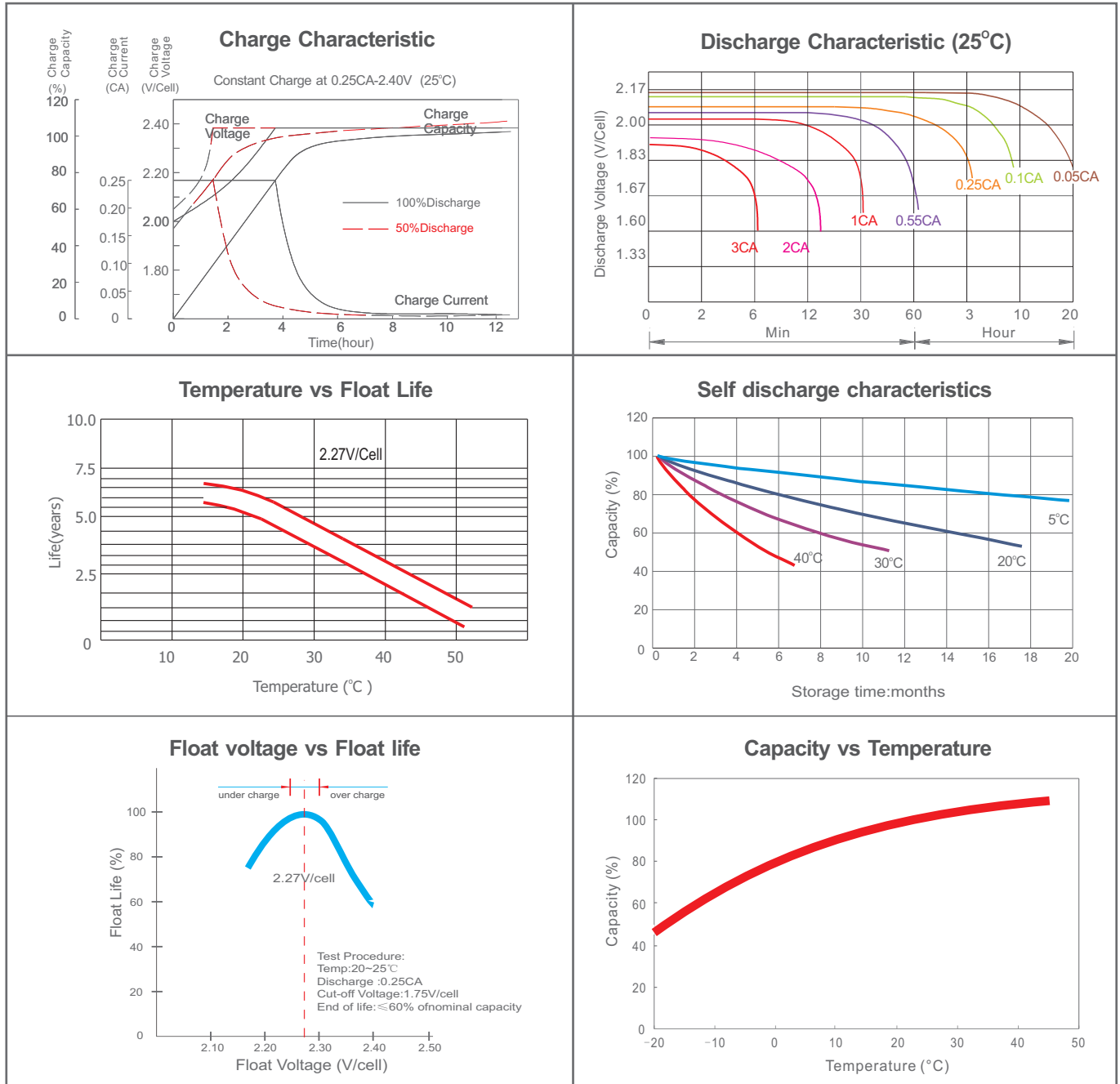


### BATTERY DISCHARGE TABLE

Constant Current Discharge Characteristics: Amps (25°C)												
F.V/Time	5m in	10m in	15min	30m in	1h	2h	3h	4h	5h	8h	10h	20h
1.60V	28.9	17.9	13.7	8.13	4.74	2.81	2.00	1.57	1.29	0.87	0.72	0.382
1.67V	26.8	17.3	13.2	7.93	4.68	2.78	1.98	1.54	1.28	0.86	0.71	0.375
1.70V	24.9	16.5	12.9	7.80	4.61	2.75	1.97	1.53	1.26	0.85	0.70	0.368
1.75V	22.7	15.8	12.5	7.62	4.53	2.71	1.95	1.51	1.25	0.84	0.69	0.360
1.80V	20.3	14.9	12.2	7.48	4.44	2.67	1.92	1.49	1.23	0.83	0.68	0.352
1.85V	18.0	14.1	11.9	7.33	4.37	2.63	1.89	1.47	1.22	0.82	0.67	0.343

Constant Power Discharge Characteristics: W/cell (25°C)												
F.V/Time	5m in	10m in	15min	30m in	1h	2h	3h	4h	5h	8h	10h	20h
1.60V	50.8	32.2	24.9	15.0	8.83	5.27	3.78	2.97	2.46	1.68	1.38	0.74
1.67V	47.8	31.4	24.2	14.7	8.78	5.24	3.77	2.95	2.45	1.67	1.37	0.73
1.70V	44.9	30.3	23.8	14.6	8.70	5.23	3.76	2.94	2.44	1.66	1.36	0.72
1.75V	41.5	29.3	23.5	14.4	8.62	5.20	3.75	2.93	2.43	1.65	1.35	0.71
1.80V	37.6	28.0	23.1	14.3	8.52	5.18	3.73	2.92	2.42	1.64	1.34	0.70
1.85V	33.8	26.7	22.8	14.1	8.48	5.15	3.72	2.91	2.41	1.63	1.33	0.69

## CHARACTERISTICS



### FINAL VOLTAGE SETTINGS RECOMMENDED ACCORDING TO THE DISCHARGE CURRENT

Discharge Current I (A)	$I \leq 0.08C$	$0.08C \leq I < 0.2C$	$0.2C \leq I < 0.6C$	$0.6C \leq I < 1.0C$	$I \geq 1.0C$
Final of Voltage	$\geq 1.85V_{pc}$	$\geq 1.80V_{pc}$	$\geq 1.75V_{pc}$	$\geq 1.70V_{pc}$	$\geq 1.60V_{pc}$

### HEADQUARTERS AND SUBSIDIARIES

BSB Power Company Limited (HQ)  
 BSB Power Europe (France)  
 BSB Power Malaysia Sdn. Bhd  
 PT. BSB Indonesia  
 BSB Power (Thailand) Co., Ltd  
 BSB Power Company Pakistan Ltd

