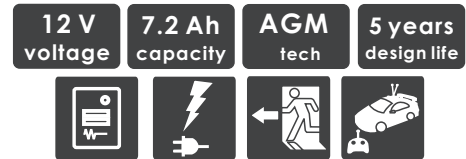


GENERAL SERIES VRLA BATTERY

GB series offers 5 years full maintenance free design life. With compact design and good reliability, this series is highly suited for security and alarm systems, UPS systems, emergency light systems and other small backup applications.



TECHNICAL SPECIFICATIONS

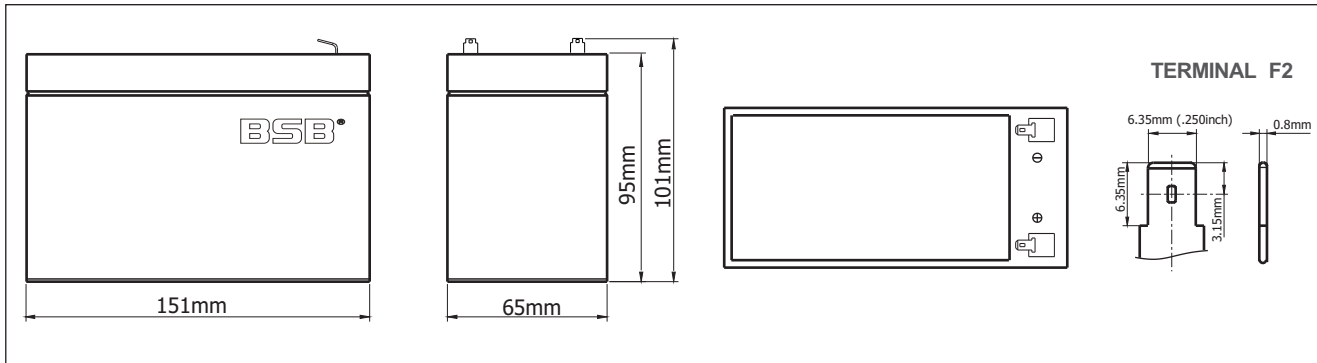
Nominal Voltage (V)	12 (6 cells per unit)
Designed Floating Life (20°C)	5 Years
Nominal Capacity (25°C)	7.2 Ah @ 20HR-rate (to 1.75Vpc)
Dimension (mm)	L151mm x W65mm x H101mm
Approx. Weight	2.2 kg (4.85 lbs)
Terminal Type	Fasten Tab F2
Internal Resistance	Approx. 0.02 Ohm (fully charged @ 25°C)
Max. Charge Current	2.16 A
Max. Discharge Current (5S)	105 A
Short Circuit Current	600 A
Self Discharge	Approx. 3% per month @ 20°C
Ambient Temperature	Discharge: -15~55°C Charge: -15~45°C Storage: -15~45°C
Float Charge Voltage (20~25°C)	13.6-13.8V (-3mV/ cell/ °C)
Equalize and cycle Use Charge Voltage (20~25°C)	14.4-14.8V (-5mV/ cell / °C)
Container Material	ABS (UL94-V0 optional)



Complied standards

- IEC 61056
- UL1989
- JIS C8702
- GB/T19639

BATTERY DIMENSIONS

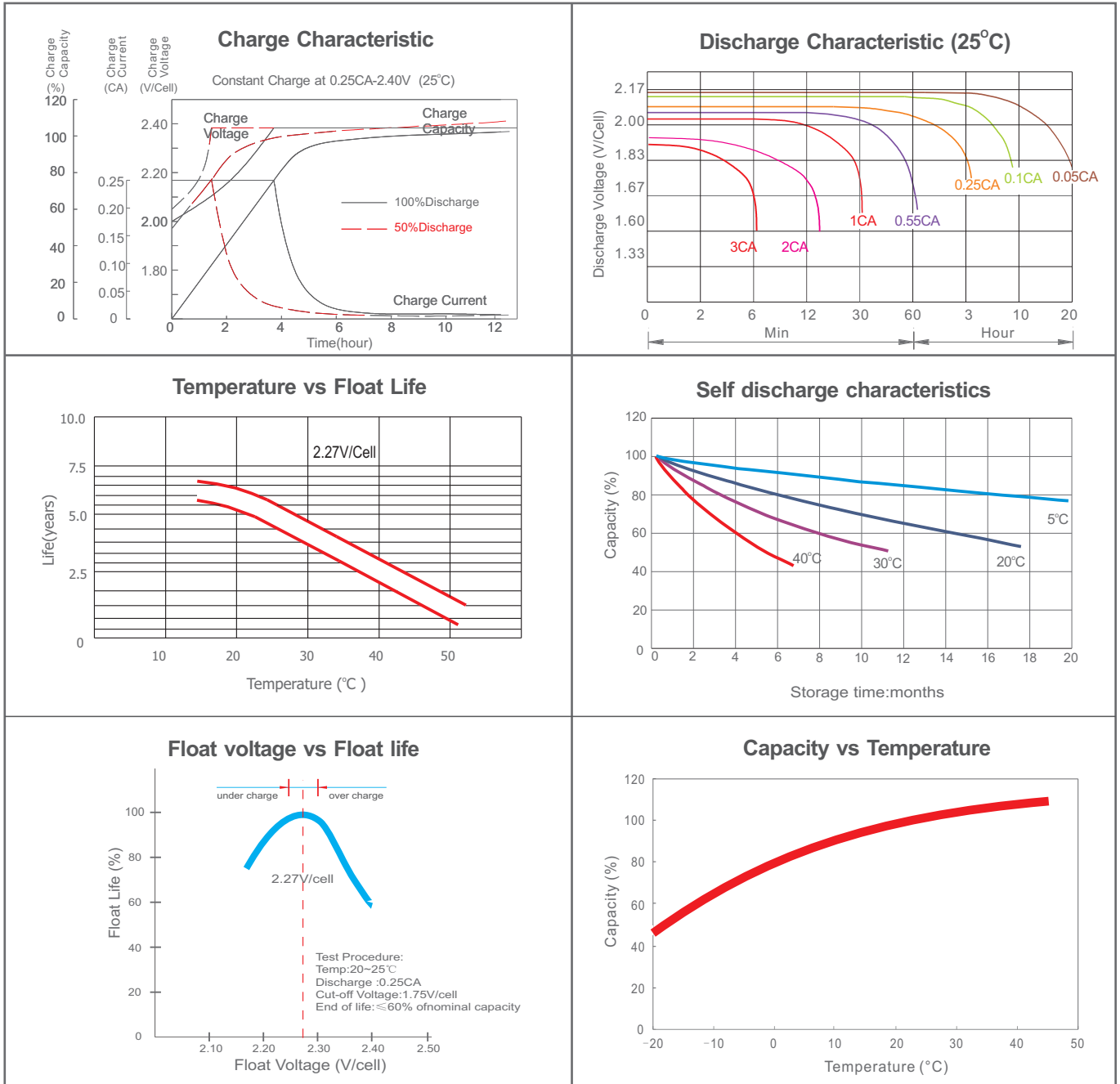


BATTERY DISCHARGE TABLE

Constant Current Discharge Characteristics: Amps (25°C)												
F.V/Time	5min	10min	15min	30min	1h	2h	3h	4h	5h	8h	10h	20h
1.60V	28.9	17.9	13.7	8.13	4.74	2.81	2.00	1.57	1.29	0.87	0.72	0.382
1.67V	26.8	17.3	13.2	7.93	4.68	2.78	1.98	1.54	1.28	0.86	0.71	0.375
1.70V	24.9	16.5	12.9	7.80	4.61	2.75	1.97	1.53	1.26	0.85	0.70	0.368
1.75V	22.7	15.8	12.5	7.62	4.53	2.71	1.95	1.51	1.25	0.84	0.69	0.360
1.80V	20.3	14.9	12.2	7.48	4.44	2.67	1.92	1.49	1.23	0.83	0.68	0.352
1.85V	18.0	14.1	11.9	7.33	4.37	2.63	1.89	1.47	1.22	0.82	0.67	0.343

Constant Power Discharge Characteristics: W/cell (25°C)												
F.V/Time	5min	10min	15min	30min	1h	2h	3h	4h	5h	8h	10h	20h
1.60V	50.8	32.2	24.9	15.0	8.83	5.27	3.78	2.97	2.46	1.68	1.38	0.74
1.67V	47.8	31.4	24.2	14.7	8.78	5.24	3.77	2.95	2.45	1.67	1.37	0.73
1.70V	44.9	30.3	23.8	14.6	8.70	5.23	3.76	2.94	2.44	1.66	1.36	0.72
1.75V	41.5	29.3	23.5	14.4	8.62	5.20	3.75	2.93	2.43	1.65	1.35	0.71
1.80V	37.6	28.0	23.1	14.3	8.52	5.18	3.73	2.92	2.42	1.64	1.34	0.70
1.85V	33.8	26.7	22.8	14.1	8.48	5.15	3.72	2.91	2.41	1.63	1.33	0.69

CHARACTERISTICS



FINAL VOLTAGE SETTINGS RECOMMENDED ACCORDING TO THE DISCHARGE CURRENT

Discharge Current I (A)	$I \leq 0.08C$	$0.08C \leq I < 0.2C$	$0.2C \leq I < 0.6C$	$0.6C \leq I < 1.0C$	$I \geq 1.0C$
Final of Voltage	$\geq 1.85V_{pc}$	$\geq 1.80V_{pc}$	$\geq 1.75V_{pc}$	$\geq 1.7V_{pc}$	$\geq 1.6V_{pc}$

HEADQUARTERS AND SUBSIDIARIES

- BSB Power Company Limited (HQ)
- BSB Power Europe (France)
- BSB Power Malaysia Sdn. Bhd
- PT. BSB Indonesia
- BSB Power (Thailand) Co., Ltd
- BSB Power Company Pakistan Ltd

